

Week 5 - Final Paper

Due Sep 22 by 1:59am

Points 20

Submitting an external tool

Analyzing Reasoning on Both Sides


[WLOs: 1, 2, 3] [CLOs: 1, 2, 3, 4, 5]

This final writing assignment allows you to present an analysis of the best reasoning on each side of your issue. In the process, you will get to demonstrate some of the key skills you have learned during this course. In particular, you will demonstrate the ability to create high-quality arguments on both sides of an issue, to support your reasoning with scholarly sources, and to provide a fair analysis of the strength of the reasoning on each side. Use the same topic as you did on your previous papers and make sure to incorporate any relevant feedback you got from the instructor on your previous writing assignments. For an example of how to complete this paper, take a look at the **Week 5 Example** paper (in the classroom).


Your paper must include the following sections, clearly labeled:

- **Introduction**
 - Introduce readers to your topic; include a brief preview of what you will accomplish in this paper. (approximately 150 words)
- **First Argument**
 - Present the best argument on one side of the issue. (approximately 150 words)
 - Express your argument in standard form, with the premises listed one by one above the conclusion.
- **Defense for First Argument**
 - Support the first argument as well as you can, using academic sources to demonstrate the truth of key premises. You may also choose to clarify the meaning of key premises and to explain how your reasoning supports the conclusion (approximately 250 words).
- **Opposing Argument**

- Present the best argument on the other side of the issue (approximately 150 words).
 - Express your argument in standard form.
- **Defense of Opposing Argument**
 - Support the opposing argument as well as you can, using academic sources to demonstrate the truth of key premises. You are welcome as well to clarify the meaning of premises and/or to explain the reasoning further (approximately 250 words).
- **Analysis of the Reasoning** (approximately 350 words)
 - Evaluate the quality of each argument, addressing whether key premises are true and whether the conclusion logically follows from them.
 - Analyze arguments for any fallacies committed or for any biases that may influence either side. Do you feel that one argument makes a much stronger case than the other and why? (There is no need to “take sides,” only to assess the quality of the arguments.)
 - Support your analysis with scholarly sources.
- **Conclusion** (approximately 150 words)
 - Provide a brief conclusion and summary of your issue and how it can best be addressed by critical thinkers.



Writing help is available 24/7, every day of the year, right when you need it!

- Click **HERE** to instantly connect with an online writing tutor or to submit your paper for a writing review. Papers are returned within 24 hours with a revision plan.
- Use **Grammarly**  (<https://nam02.safelinks.protection.outlook.com/?>)

[url=https%3A%2F%2Fwritingcenter.ashford.edu%2Fgrammarly&data=02%7C01%7CCrystelle](https%3A%2F%2Fwritingcenter.ashford.edu%2Fgrammarly&data=02%7C01%7CCrystelle) to get immediate grammar feedback.

- Use the **Writing Center website** [↗](https://nam02.safelinks.protection.outlook.com/?url=https%3A%2F%2Fwritingcenter.ashford.edu%2F&data=02%7C01%7CCrystelle.Dean%27) ([https://nam02.safelinks.protection.outlook.com/?url=https%3A%2F%2Fwritingcenter.ashford.edu%2F&data=02%7C01%7CCrystelle.Dean%](https://nam02.safelinks.protection.outlook.com/?url=https%3A%2F%2Fwritingcenter.ashford.edu%2F&data=02%7C01%7CCrystelle.Dean%27)) for many additional writing guides and resources.

The Analyzing Reasoning on Both Sides Final Paper

- Must be 1,200 to 1,600 words in length (not including title and references pages), double-spaced, and formatted according to APA style as outlined in the Ashford Writing Center's **APA Style** [↗](http://writingcenter.ashford.edu/apa-style) (<http://writingcenter.ashford.edu/apa-style>)
- Must include a separate title page with the following:
 - Title of paper
 - Student's name
 - Course name and number
 - Instructor's name
 - Date submitted

For further assistance with the formatting and the title page, refer to **APA Formatting for Word 2013** [↗](http://writingcenter.ashford.edu/apa-formatting-word-2013) (<http://writingcenter.ashford.edu/apa-formatting-word-2013>) .

- Must use at least three scholarly sources in addition to the course text. The **Help! Need Article** [↗](https://content.bridgpointeducation.com/curriculum/file/45144a02-c983-4f93-ab66-980b593257d3/1/Help%20Need%20Article.zip/story_html5.html) (https://content.bridgpointeducation.com/curriculum/file/45144a02-c983-4f93-ab66-980b593257d3/1/Help%20Need%20Article.zip/story_html5.html) tutorial can also assist with searching for
 - The **Scholarly, Peer-Reviewed, and Other Credible Sources** [↗](https://content.bridgpointeducation.com/curriculum/file/e5359309-7d3c-4a21-a410-44d59303ccef/1/Scholarly%20Peer-Reviewed%20and%20Other%20Credible%20Sources.pdf) (<https://content.bridgpointeducation.com/curriculum/file/e5359309-7d3c-4a21-a410-44d59303ccef/1/Scholarly%20Peer-Reviewed%20and%20Other%20Credible%20Sources.pdf>) table offers additional guidance on appropriate source types. If you have questions about whether a specific source is appropriate for this assignment, please contact your instructor. Your instructor has the final say about the appropriateness of a specific source for a particular assignment.
 - To assist you in completing the research required for this assignment, view this **Ashford University Library Quick 'n' Dirty** [↗](https://ashford.mediaspace.kaltura.com/media/Ashford+University+Library+Quick+%27n%27+Dirty) (<https://ashford.mediaspace.kaltura.com/media/Ashford+University+Library+Quick+%27n%27+Dirty>) tutorial, which introduces the Ashford University Library and the research process,

and provides some library search tips.

- Must document any information used from sources in APA style as outlined in the Ashford Writing Center's **Citing Within Your Paper guide**. [↗](http://writingcenter.ashford.edu/citing-within-your-paper)
(<http://writingcenter.ashford.edu/citing-within-your-paper>)
- Must include a separate references pages that is formatted according to APA style as outlined in the Ashford Writing Center. See the **Formatting Your References List** [↗](http://writingcenter.ashford.edu/format-your-reference-list)
(<http://writingcenter.ashford.edu/format-your-reference-list>) resource in the Ashford Writing Center for specifications.

Carefully review the **Grading Rubric** [↗](http://au.waypointoutcomes.com/assessment/26170/preview)

(<http://au.waypointoutcomes.com/assessment/26170/preview>) for the criteria that will be used to evaluate your assignment.




Waypoint Assignment Submission

The assignments in this course will be submitted to Waypoint. Please refer to the instructions below to submit your assignment.

1. Click on the **Assignment Submission** button below. The Waypoint "Student Dashboard" will open in a new browser window.
2. **Browse** for your assignment.
3. Click **Upload**.
4. Confirm that your assignment was successfully submitted by viewing the appropriate week's assignment tab in Waypoint.

For more detailed instructions, refer to the **Waypoint Tutorial** [↗](https://content.bridgpointeducation.com/curriculum/file/dc358708-3d2b-41a6-a000-ff53b3cc3794/1/Waypoint%20Tutorial.pdf)

(<https://content.bridgpointeducation.com/curriculum/file/dc358708-3d2b-41a6-a000-ff53b3cc3794/1/Waypoint%20Tutorial.pdf>) 

(<https://content.bridgpointeducation.com/curriculum/file/dc358708-3d2b-41a6-a000-ff53b3cc3794/1/Waypoint%20Tutorial.pdf>) .

Click the button below
to access Waypoint





This tool needs to be loaded in a new browser window

The session for this tool has expired. Please reload the page to access the tool again